

INTERNSHIP REPORT

An internship report submitted in partial Fulfilment of the requirement for the award of
Degree in Bachelor of Design, In Fashion Design



K.R. MANGALAM UNIVERSITY
THE COMPLETE WORLD OF EDUCATION

Department of Fashion design

K R Mangalam University, Gurugram

Under the Guidance of

Mr.Akshya Kumar

Ms. Chandni Aggarwal

Submitted By

Dheeraj S Nair



NAULAKHA LIFESTYLE

ABSTRACT

This internship experience provided me a comprehensive insight into the dynamic and creative realm of the fashion industry. This online internship offered a opportunity to collaborate on design projects, observe the design process, and engage in various aspects of the fashion business. Throughout the internship, tasks encompass conceptualizing and creating motifs, creating its abstract form, continuous pattern and finally executing them on digital garments. This experience not only cultivated practical design skills but also fostered an understanding of the multifaceted nature of fashion, including its aesthetic, market trends, and the meticulous attention to detail required for successful execution. Overall, the internship delivered a holistic learning experience within the fashion domain, allowing interns to absorb valuable knowledge. It is based on my understanding and learning during the one-month course of my Internship at Naulakha lifestyle. I will be including the motifs, patterns, and all the digital work I made for different motifs, during my internship time period.

ACKNOWLEDGMENT

I, Dheeraj S Nair, would like to express my sincere gratitude and appreciation for the invaluable opportunity to undergo an internship with Mr. Akshay at Naulakha lifestyle. This acknowledgment reflects my deep understanding of the significance of this internship in shaping my knowledge and skills within the realm of fashion design.

I extend my heartfelt thanks to Ms. Chandni Aggarwal for extending their mentorship and guidance throughout this internship journey.

I am also thankful to the entire team at Naulakha lifestyle for their warm welcome, encouragement, and support during my time as an intern. The collaborative and nurturing environment of the studio has greatly enhanced my learning experience and allowed me to immerse myself in various aspects of the fashion industry.

Moreover, I am appreciative of the diverse range of tasks and responsibilities that I have been entrusted with during this internship. From inspiration to creating motifs, each task has contributed to my growth as a fashion enthusiast and aspiring professional.

This acknowledgement would be incomplete without expressing my gratitude to my fellow interns, whose camaraderie and shared passion for fashion have made this journey even more enriching and enjoyable.

In conclusion, this internship has not only enhanced my skills but has also ignited a deeper enthusiasm for the world of fashion design. I am confident that the insights and experiences gained during this internship will serve as a solid foundation for my future endeavours in the fashion industry.

Thank you once again for this incredible opportunity.

Warm regards,

Dheeraj S Nair

26 August 2023

DECLARATION

I, Dheeraj s Nair, am excited to declare my intention to undertake an internship under the guidance and mentorship of Mr. Akshay at Naulakha lifestyle and Chandni Aggarwal (HOD), my mentor Ms. Yashaswi Rajawat. This internship is a significant step towards furthering my understanding of the fashion industry and refining my skills in design and creative collaboration.

I am committed to actively participating in various design projects, learning about the intricacies of the fashion design process, and contributing my best efforts to the team. Throughout the internship, I look forward to immersing myself in tasks such as sketching, sourcing materials, assisting with fittings, and gaining valuable insights into the overall fashion business landscape.

I understand the importance of professionalism, dedication, and adaptability within the dynamic fashion industry. By engaging with the challenges and opportunities presented during this internship, I aim to develop a holistic perspective on fashion design, incorporating aesthetics, market trends, and meticulous attention to detail.

I am grateful for the opportunity to learn from Mr. Akshay and the entire team at Naulakha lifestyle. I am enthusiastic about contributing to the creative environment and absorbing the knowledge and expertise that will undoubtedly enrich my growth as an aspiring fashion professional.

I acknowledge the responsibilities and commitments associated with this internship and pledge to uphold the values and standards of Naulakha lifestyle. I am confident that this internship will be a transformative experience that propels me towards a successful career in the fashion industry.



Dheeraj S Nair

5th Sem

Bachelor of Design



Ms. Chandni Aggarwal

Fashion Design

School of Architecture And Design

INTERNSHIP CERTIFICATE



NL/IN/03

Dated: 30-10-2023

TO WHOME IT MAY CONCERN

This is certify that **Mr Dheeraj S Nair, s/o Mr. Santosh Kumar K.A** , Pursuing **Bachelor Of Design** from **K.R. Mangalam University** , Gurugram have successfully completed their internship of 1 month 20 dyas (10th august 2023 to 30th September 2023),at **NAULAKHA LIFESTYLE** Under the supervision of **Mr Akshay Kumar** . Wishing them all the best .

NAULAKHA LIFESTYLE



Signature: *Akshay Kumar*

Place & Date : 30/10/2023

Website : www.naulakhalifestyle.com | e-mail: naulakhalifestyle@gmail.com

ABOUT NAULAKHALIFESTYLE

Inspired by the love for Indian tradition and handmade artistry, Naulakha lifestyle established with the vision to motivate Indian audience to use the products in daily life and decorate their spaces with Indian handicrafts Naulakha lifestyle has meant creation of livelihoods for several families of artisans in the country, who would have otherwise found it hard to sell their products.

The brand needed a completely new identity starting with a logo, which aligns with the brands design ideology i.e. handcrafted fashion and lifestyle products created in collaborations with local craft persons. The owners specially requested for using needle and thread as elements in the logo. Later, visiting cards, packaging repeat pattern and handbags were developed using similar aesthetics.

COMPANY CONTACT

Anju Devi

(FOUNDER)

Akshay Kumar

(CO-FOUNDER AND HEAD DESIGNER)

Office Address: - Adampur, Bhagalpur, Bihar

Pin Code: - 812001

Phone Number: - 9631040420



Website: naulakhalifestyle.com

Instagram: [naulakhalifestyleofficial](https://www.instagram.com/naulakhalifestyleofficial)

Twitter: [naulakhalifestyleofficial](https://twitter.com/naulakhalifestyleofficial)

Gmail: naulakhalifestyle@gmail.com



MRS. ANJU DEVI
(CEO & CO-FOUNDER)

She believes that the craft speaks about our cultures and traditions. So, she decided to come up with a brand called NAULAKHALIFESTYLE, In which she gives the direction and the value to the craft and her vision to motivate the Indian audience to use these products in daily life and help the artisans who suffer to sell their products.



MR. AKSHAY KUMAR
(CEO & LEAD DESIGNER)

An accessory designer by qualification and an expert in fashion and lifestyle accessories by experience, with all his heart in ethnic wear and craft-based products, Akshay Kumar culminated his passion for handcrafted fashion accessories and the love for art created this label in 2021.

TARGET GROUP

- Age group- 20-60
- Gender Identities- Men and Women
- Economic status- Lower-middleclass to upper-class because the price of garments go from 1.5k to 30k.
- Occupation- Mostly suitable for homes and office desk work.
- Demographics- People who likes to flaunt classic Indian handicrafts products.
- Lifestyle- Suitable for daily life, special occasions, moderate parties and traditional functions.
- The brand serves to a large audience, the target group of the brand goes from 20-60 years in men's wear and women's wear and a wide range of home furnishing products.
- They are passionate about our natural surroundings and consequences of the choices they make. They are interested in investing in good quality and longer lasting products.





PRODUCTS

Currently the company majorly produces drapable handloom sarees, dupattas, ladies' suits and craft-inspired shirts in their fashion collection.

In the future the brand is preparing to add more crafts inspired products in their fashion collection and their home furnishing collection.

Also, they are trying to explore sustainable practices and product development.

THE COMPANY HAS THREE LINES OF PRODUCTS: -

Apparel

Fashion accessories

Home furnishing

APPAREL





HOME FURNISHING





FOOTWEAR





INTRODUCTION

This Internship Report is based on the 37 days of internship completed at Naulakha lifestyle. This report is made by Dheeraj S Nair of 3rd year, B. Des (Fashion design), at K.R. Mangalam University, Sohna Road, Gurgaon, Haryana.

The Internship period was from 12th July 2022 to 19th August 2023. This report was made under the Guidance of Ms. Chandni, our mentor Ms. Yashaswi. During my internship period I was in the Design Department under Ms. Sherin Malhotra (Design department Head).

This internship not only provided me with a unique opportunity to immerse myself in the world of fashion but also allowed me to gain invaluable insights into the various facets of this multifaceted field. Through this report, I hope to convey not only my gratitude to the entire team at Veemonz, but also my deep appreciation for the opportunity to explore and contribute to the fascinating world of fashion design. My internship journey has been a transformative one, fuelling my passion and equipping me with the skills and knowledge necessary to embark on a fulfilling career in this captivating industry. In the pages that follow, I will delve into the specifics of my internship experience, from the creative processes I engaged into the invaluable lessons I learned. I will also reflect on the significance of this experience in shaping my career aspirations and the insights I have gained into the broader fashion landscape.

This report serves as a testament to the growth and development that took place during my time as an intern and underscores my commitment to a future filled with artistic expression, innovation, and dedication to the art of fashion design.

LITERATURE SURVEY

Introduction

Fashion design is a dynamic and constantly evolving field that combines creativity, artistry, and technical skills to create clothing and accessories that reflect cultural, social, and personal trends. Veemonz designs indo-western, ethnic and western couture dresses. From bridal lehengas to Anarkali's and from gowns to wedding lehengas This literature survey aims to provide an overview of key topics and trends in Indo-western fashion, Bespoke designing, research, and insights that can inform and contextualize an internship report in this field.

History of Indo western fashion

Indo-Western fashion, also known as fusion fashion or East-meets-West fashion, is a style that blends elements of traditional Indian clothing with Western fashion trends. This fashion trend has evolved over the years and has become a prominent and influential style in the global fashion industry. Here's a brief history of Indo-Western fashion:

1. **Early Influences (19th Century):** The fusion of Indian and Western styles can be traced back to the British colonial era in India, when Western clothing styles began to influence the Indian elite. This period saw the adoption of Western silhouettes and fabrics in Indian clothing, such as the use of tailored jackets and gowns with Indian textiles.
2. **Post-Independence Era (Mid-20th Century):** After India gained independence in 1947, there was a resurgence of interest in Indian culture and heritage. This period saw the revival of traditional Indian textiles, embroidery, and craftsmanship. Designers like Ritu Kumar and Bina Ramani played a key role in popularizing a fusion style that combined traditional Indian techniques with Western cuts and designs.
3. **The Rise of Bollywood (Late 20th Century):** Bollywood, India's thriving film industry, played a significant role in popularizing Indo-Western fashion. Actresses and actors began to incorporate Western elements into their on-screen and off-screen attire, making this fusion style accessible and trendy.
4. **Contemporary Indo-Western Fashion (21st Century):** The 21st century witnessed a surge in Indo-Western fashion, with designers experimenting with new combinations of Indian and Western elements. This period saw the emergence of modern silhouettes, such as the fusion of Indian sarees with Western blouses or the pairing of Indian motifs with Western dresses.

5. **Global Recognition:** Indo-Western fashion gained global recognition as international designers and celebrities started embracing this style. Prominent fashion designers like Manish Arora, Sabyasachi Mukherjee, and Tarun Tahiliani have contributed to the fusion fashion movement by creating innovative designs that incorporate both Indian and Western aesthetics.
6. **Street Style and Everyday Wear:** Indo-Western fashion is not limited to special occasions; it has also made its way into everyday wear. Elements like Kurtis (tunics), palazzo pants, and scarves are now commonly seen in both Indian and Western wardrobes, reflecting the versatility of this style.
7. **Online Retail and Fast Fashion:** The rise of e-commerce and fast fashion has made Indo-Western clothing more accessible to a global audience. Shoppers can easily find fusion pieces that cater to various tastes and budgets, further popularizing this style.
8. **Red Carpet and Fashion Weeks:** Indo-Western fashion has a strong presence on red carpets, at fashion weeks, and in international events. Celebrities and fashion influencers regularly showcase fusion outfits that merge the best of both worlds.

Here are some valuable sources for information on Indo-Western fashion:

Fashion Magazines and Publications:

Vogue India: Vogue India often features articles and editorials on Indo-Western fashion trends and designers.

Harper's Bazaar India: This magazine covers a wide range of fashion topics, including Indo-Western fusion styles.

Fashion Blogs and Websites:

High Heel Confidential: This popular fashion blog frequently covers celebrity fashion in India, showcasing Indo-Western outfits.

The Indian Express Fashion: The fashion section of The Indian Express newspaper offers insights into contemporary Indian fashion, including Indo-Western styles.

Fashion Designers' Websites and social media:

Follow renowned fashion designers specializing in Indo-Western fashion, such as Manish Malhotra, Sabyasachi Mukherjee, and Anamika Khanna, on their websites and social media platforms for the latest collections and inspirations.

Fashion Weeks and Runway Shows:

Keep an eye on major fashion weeks in India, such as Lakme Fashion Week and India Fashion Week, to see the latest Indo-Western fashion trends showcased on the runway.

Bespoke Fashion

Bespoke fashion is a term used to describe custom-made clothing that is tailored to an individual's specific measurements, preferences, and style. It is the polar opposite of ready-to-wear clothing, which is mass-produced in standardized sizes to fit a broad range of customers. Bespoke fashion is all about creating unique and personalized garments that perfectly fit the wearer and reflect their individual tastes. Here are some key aspects of bespoke fashion:

Custom Tailoring: Bespoke fashion starts with the client's individual measurements and body shape. A skilled tailor or fashion designer takes these measurements to create a pattern from scratch, ensuring that the final garment will fit the client like a glove.

Personalization: Bespoke clothing is highly personalized. Clients have the freedom to choose every detail, from the fabric and colour to the style of the collar, cuffs, buttons, and more. This level of personalization allows individuals to create clothing that suits their unique tastes and preferences.

Quality Materials: Bespoke fashion often utilizes high-quality materials, including fine fabrics, linings, and trims. Clients can choose from a wide range of luxurious textiles, ensuring that their garments not only fit perfectly but also feel comfortable and look exquisite.

Craftsmanship: Skilled artisans and tailors are at the heart of bespoke fashion. They use traditional and time-honoured techniques to craft each garment by hand, paying meticulous attention to detail. The craftsmanship and attention to quality are hallmarks of bespoke clothing.

Time-Intensive: Bespoke fashion is a time-intensive process. Creating a custom garment takes time, often involving multiple fittings and adjustments to ensure a perfect fit. The time and effort invested in each piece contribute to its exclusivity and quality.

Range of Garments: Bespoke fashion extends beyond suits and formalwear. While tailored suits are perhaps the most well-known bespoke items, individuals can have a wide range of clothing items custom-made, including shirts, dresses, coats, and even accessories like ties and pocket squares.

Historical Significance: Bespoke tailoring has a rich history dating back centuries. Savile Row in London, for example, is renowned for its bespoke tailoring traditions and has been a hub for high-quality custom clothing for over two centuries.

Luxury and Prestige: Bespoke fashion is often associated with luxury and prestige. Clients who seek bespoke clothing are willing to invest in quality, craftsmanship, and the unique experience of having clothing made exclusively for them.

Sustainability: In recent years, there has been a growing interest in bespoke fashion from an environmental standpoint. Custom-made clothing tends to have a longer lifespan and can reduce the need for fast fashion, contributing to a more sustainable approach to fashion consumption.

Here are some valuable sources for information on bespoke fashion:

Savile Row:

Explore the websites and histories of renowned Savile Row tailors, such as Henry Poole & Co., Huntsman, and Anderson & Sheppard. These tailors have a rich tradition of bespoke craftsmanship.

Fashion Magazines and Websites:

Magazines like *The Rake* and websites like Permanent Style often feature articles and profiles of bespoke tailors, including interviews and insights into the bespoke process.

Documentaries and Films:

Watch documentaries like "Savile Row" (2001) or films like "Kingsman: The Secret Service" (2014) to get a cinematic look at the world of bespoke tailoring.

Fashion Forums and Communities:

Join online forums and communities like Styleforum, Ask Andy About Clothes, or the Cutter and Tailor forum, where discussions on bespoke fashion are common.

Bespoke Tailor Workshops and Open Houses:

Some bespoke tailors host workshops and open houses, allowing you to experience the craftsmanship firsthand. Check with local tailors or visit tailoring hubs like Savile Row in London.

Fashion Exhibitions and Museums:

Attend fashion exhibitions and visit fashion museums that showcase the history and artistry of bespoke tailoring, such as the Victoria and Albert Museum in London.

Craftsmanship and Tailoring Schools:

Consider enrolling in a tailoring or craftsmanship course to gain a deeper understanding of the bespoke process. Schools like the London College of Fashion offer relevant programs.

Online Tailoring Platforms:

Some online platforms, like Proper Cloth and Indochino, offer customizable made-to-measure clothing, which can provide insights into the personalization aspect of bespoke fashion.

Instagram and Pinterest:

Follow bespoke tailors and fashion enthusiasts on Instagram and Pinterest to see examples of bespoke creations and to stay updated on current trends in the world of bespoke fashion.

Tailoring Trade Publications:

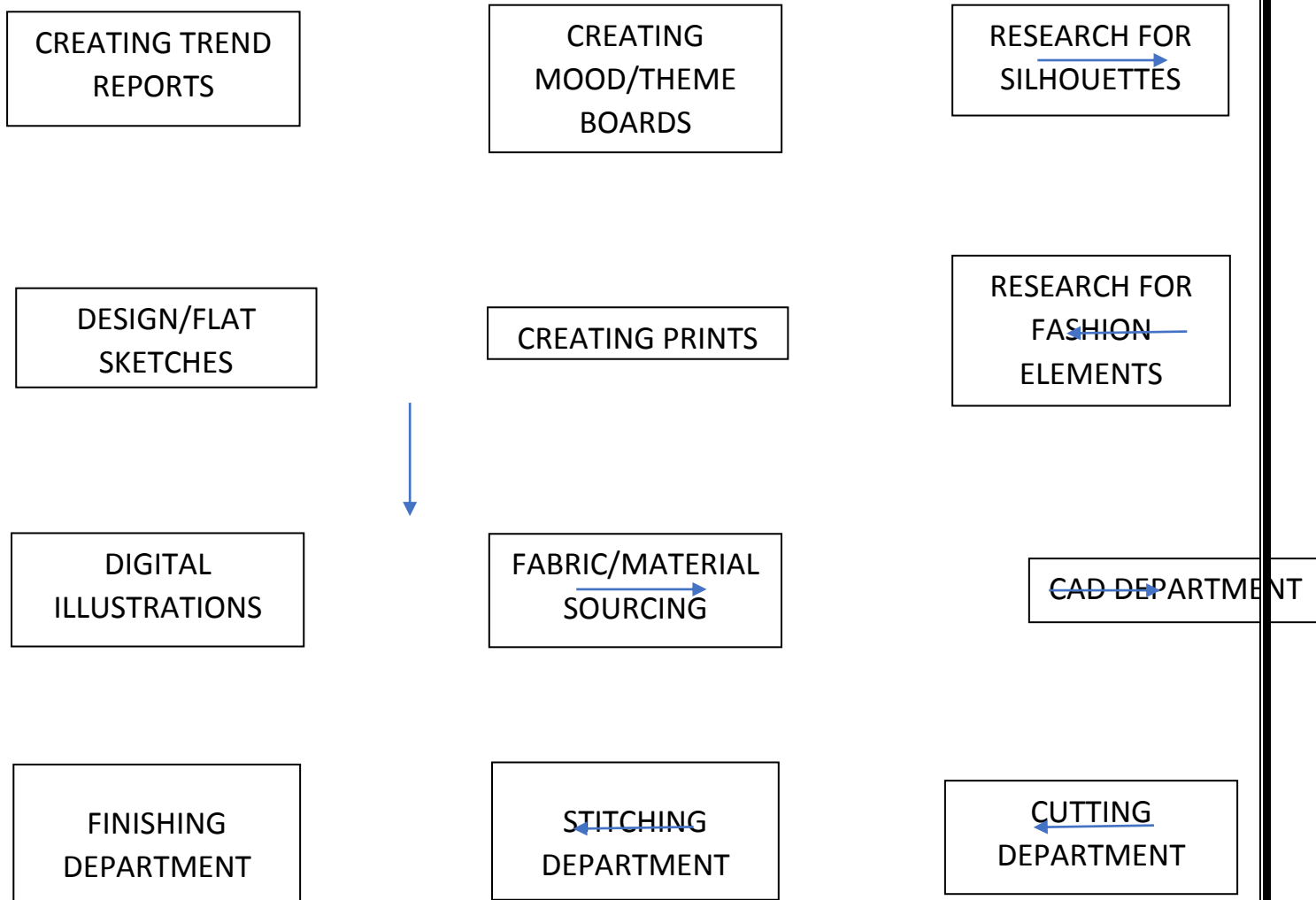
Explore trade publications like The Cutter and Tailor to access technical information and discussions about bespoke tailoring techniques.

Local Bespoke Tailors:

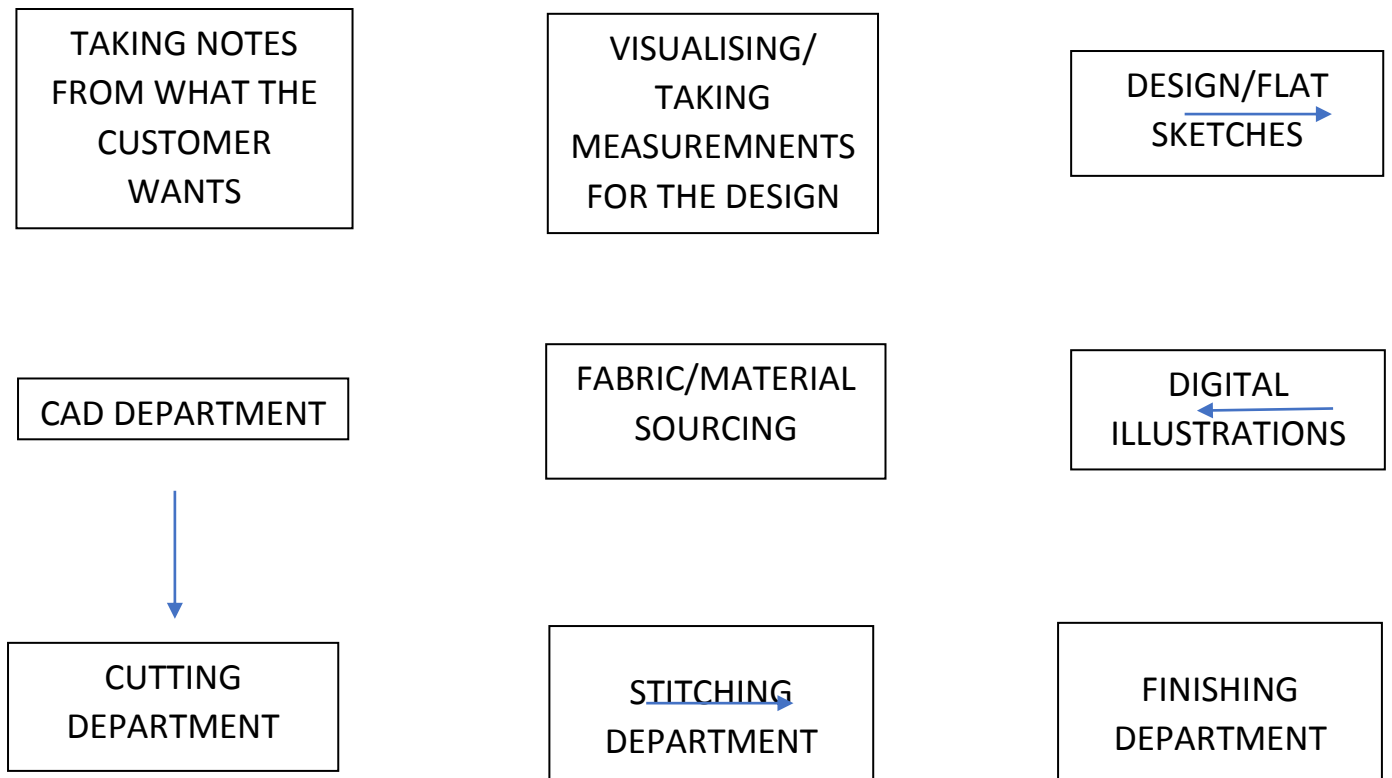
Visit local bespoke tailors and ask questions about their processes, materials, and design philosophies. This hands-on experience can be enlightening.

DESIGN PROCESS

1. COLLECTION PER SEASON:



2. BESPOKE GARMENTS:



Creating Trend reports: In order to create a new collection knowledge about the current trend is very necessary. A collection only appeals the customers if they are based on the current trend in fashion.

Creating Theme/Mood boards: After analysing the trend report a theme is selected and mood boards, colour boards & silhouette boards are created.

Research for Silhouettes: Keeping the boards mind, research is done for the silhouettes through different sources like Pinterest, Fashion shows etc. These silhouettes are then manipulated and added with the unique design elements.

Creating prints: If the collections includes prints, then prints are created. Taking the inspiration from the boards that were created earlier. Software such as Adobe illustrator, InDesign and Procreate.

Taking notes for what the customer wants: For bespoke garments, the designer takes detailed notes for what is the design the customer wants them to create. The design sketches and digital illustrations are sent to the customer for their approval.

Taking measurements for the design: The exact measurement of the customer is taken for the desired fit of the garment and to ensure no mistake is made.

Design and Flat sketches: After the Silhouettes and prints are finalised the flat sketches for the design is created. This helps to create an idea of the design for both the designer and the master. Different changes can be made to the design as per the designers wish.

Digital Illustration: After the flat sketches, these designs are created digitally through software's such as Adobe Illustrator, InDesign etc.

Fabric and material sourcing: Next step in the design process is the sourcing for fabric and materials required for the collection. The selection of Fabric and other materials is done very carefully and the quality is always maintained.

CAD Department: CAD (Computer Aided Design) department is where the patterns for the designs are created. These patterns are then printed and then cut and send to the fabric cutting department.

Cutting department: This is where the fabric is cut according to the design pattern.

Stitching Department: This is where the cut fabric is assembled and stitched to make the final garment.

Finishing Department: In the finishing department the stitched garments are finished with buttons, cutting threads and the overall fit of the garment is checked.

PROJECT

CONCEPT NOTE

Introduction

The fusion of art and nature has been a timeless source of inspiration for creatives across various disciplines. In this project, we delve into the captivating realm of geometric motifs inspired by the intricate patterns found in the natural world. From the graceful symmetry of a flower's petals to the facial features of the animals waiting to be translated into artistic expressions.

Objective

The primary objective of this project is to explore, interpret, and create geometric motifs that draw inspiration directly from the diverse elements of nature. By examining the mathematical precision inherent in natural structures, we aim to capture the essence of these forms and translate them into visually compelling geometric designs.

Methodology:

1. Begin with in-depth observation of various natural elements such as plants, flowers and animals. Document the geometric patterns, symmetry, and repetitions found in nature through digital illustrations and photographs.

Analysis of Geometric Principles:

2. Identify the underlying geometric principles governing the observed natural patterns.

Explore mathematical concepts such as symmetry, fractals, and tessellation to understand the structural foundation of these motifs.

Design Exploration:

3. Experiment with different geometric shapes and structures to represent the observed natural patterns.

Use digital tools or traditional mediums to create preliminary designs, incorporating the identified geometric principles.

Output:

The final output will consist of a collection of visually striking geometric motifs inspired by nature. These designs may be presented in various formats, including digital illustrations, prints, or even physical installations. The project's aim is to showcase the beauty of nature's geometry and its seamless integration into the realm of human creativity.

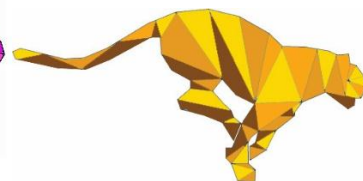

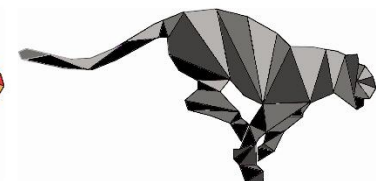

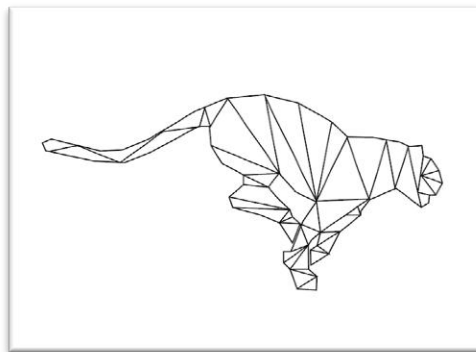


Photo:1




Photo:2





Photo:3











Photo:4




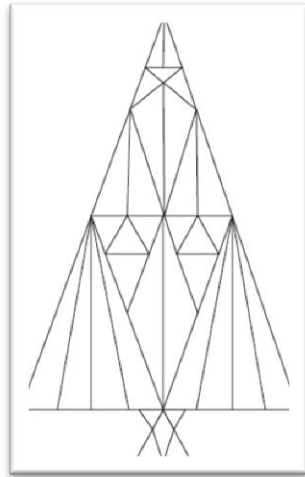
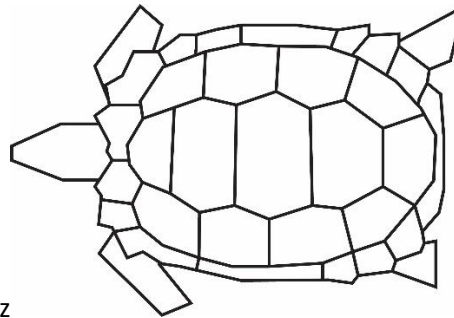




Photo:5



z

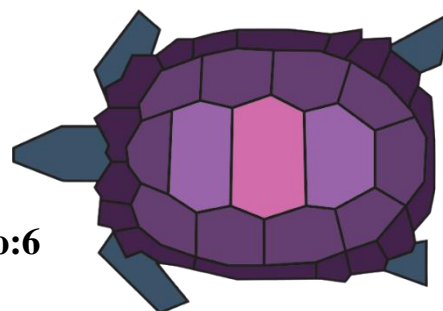

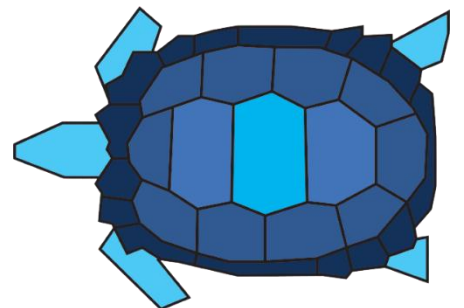
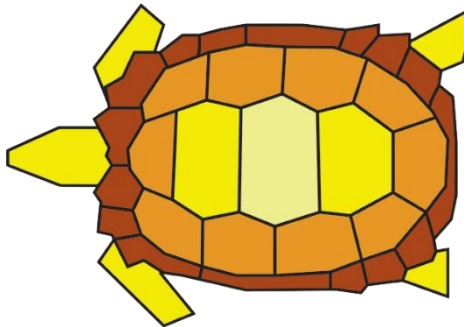
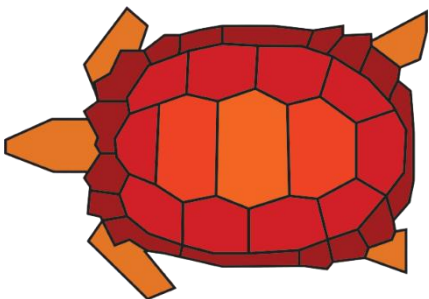


Photo:6






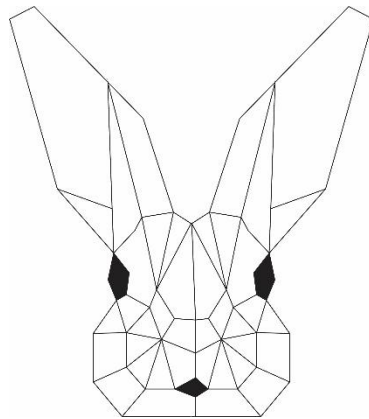



Photo:7

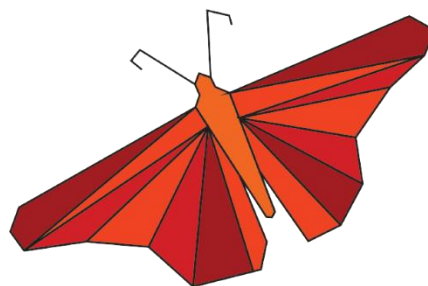
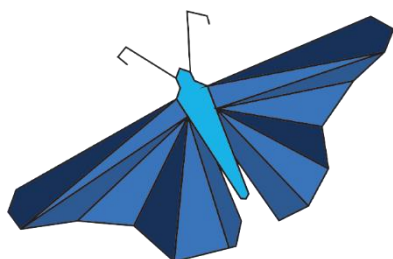
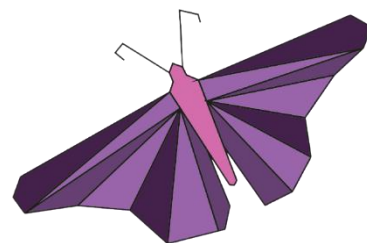


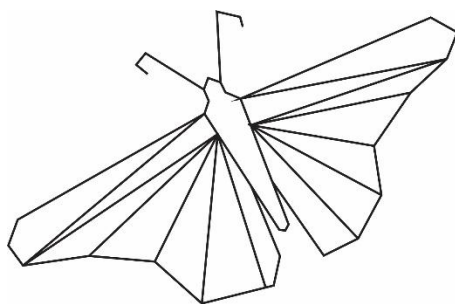


Photo:8




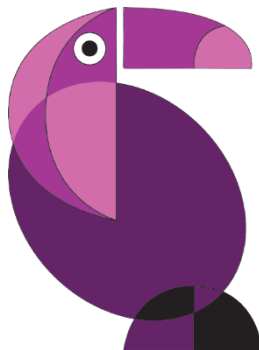
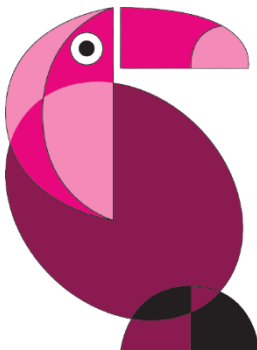
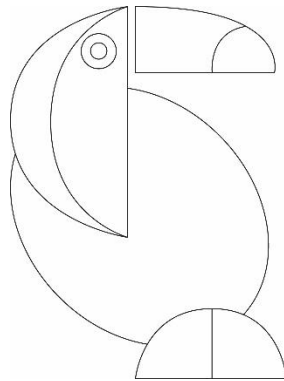


Photo:9




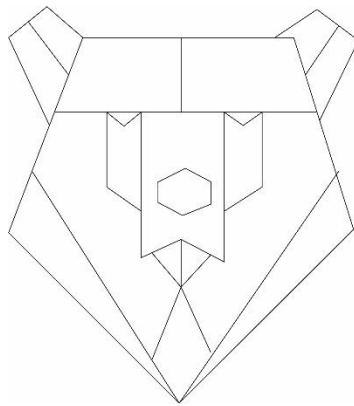


Photo:10






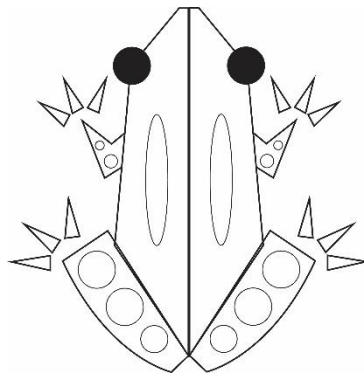


Photo:11






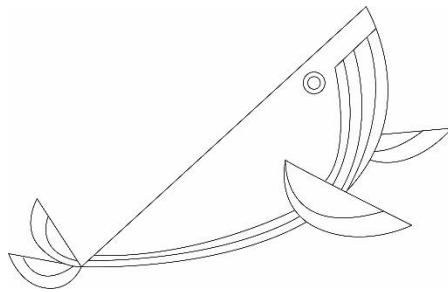


Photo:12

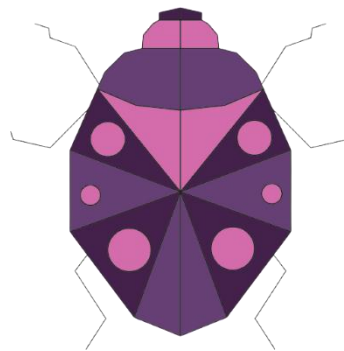

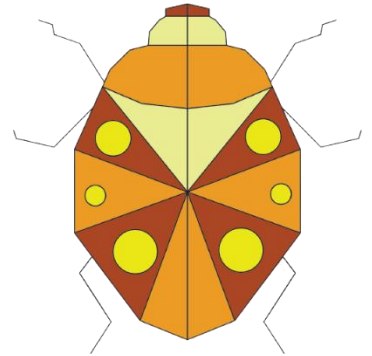
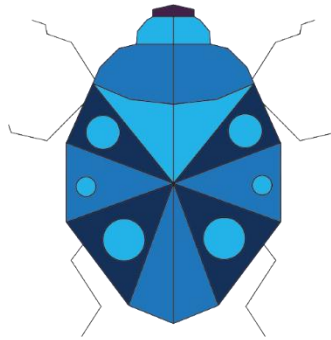
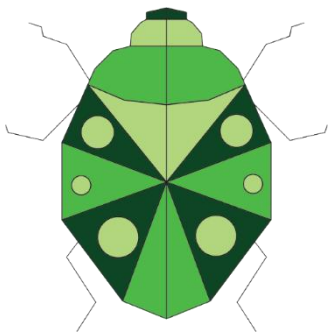
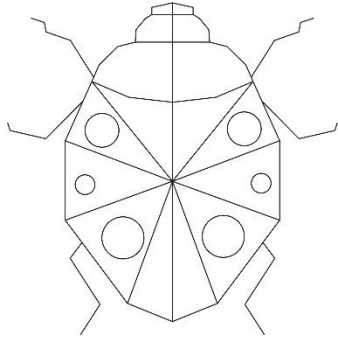


Photo:13


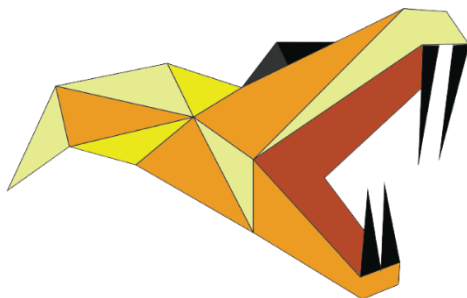



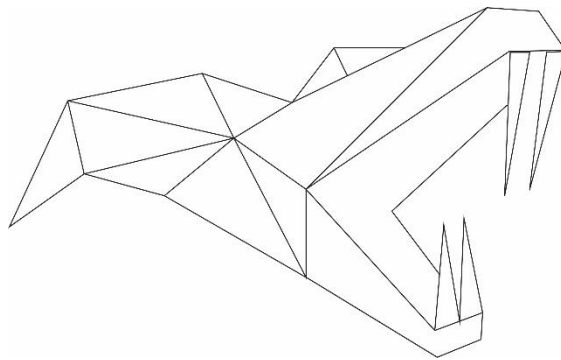


Photo:14

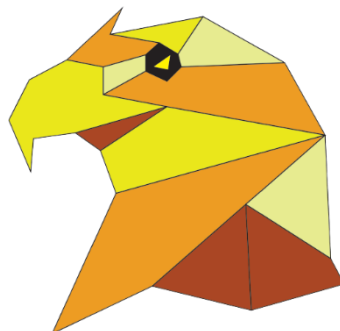
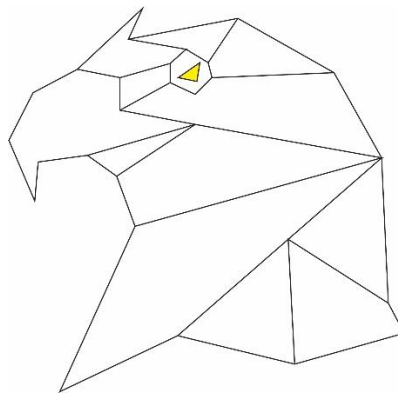


Photo:15


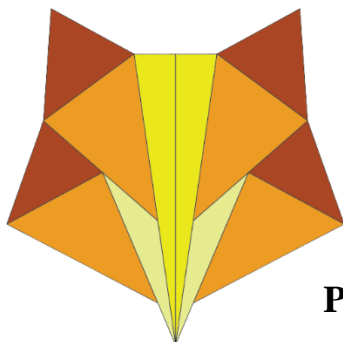
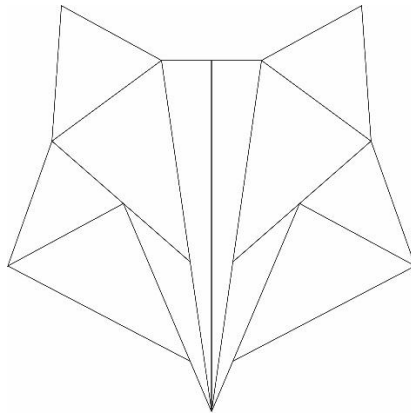


Photo:16


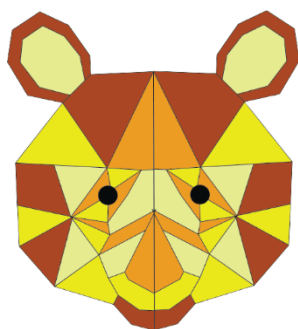



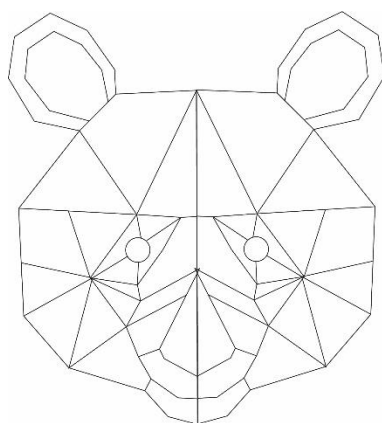


Photo:17

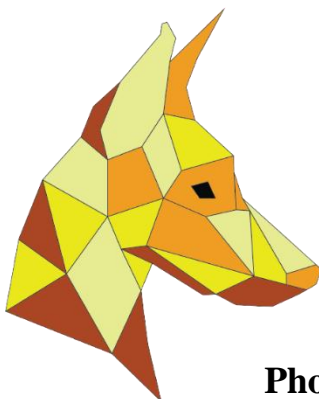





Photo:18






Photo:1

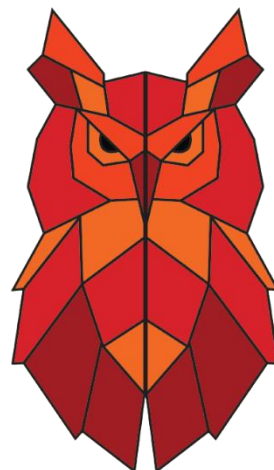
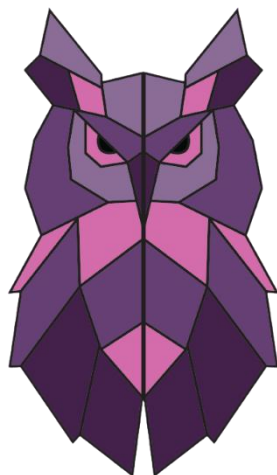






Photo:20




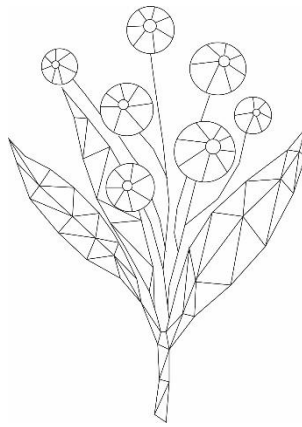


Photo:21









Photo:22

Continuous patterns created using the motifs.




Photo:23




Photo:24




Photo:25

1. Using these patterns to create digital garments.



Photo-1



Photo-2

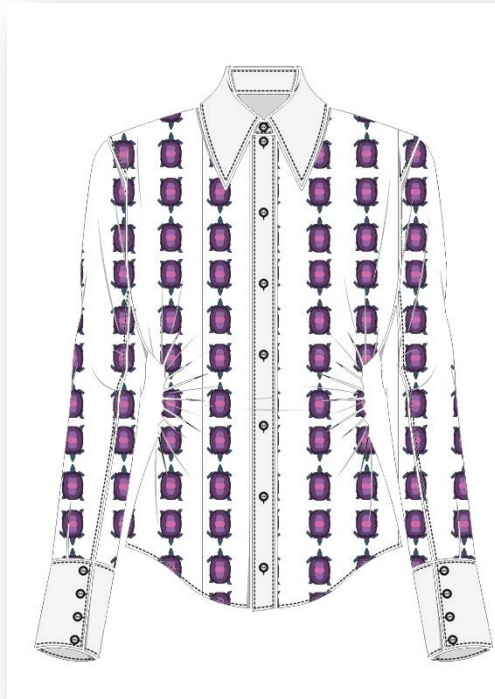


Photo-3




Photo-4

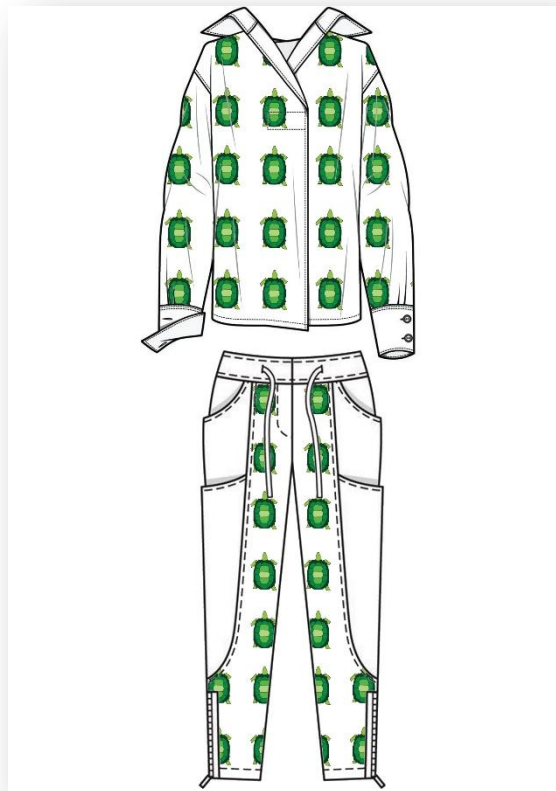



Photo-5



Photo-6

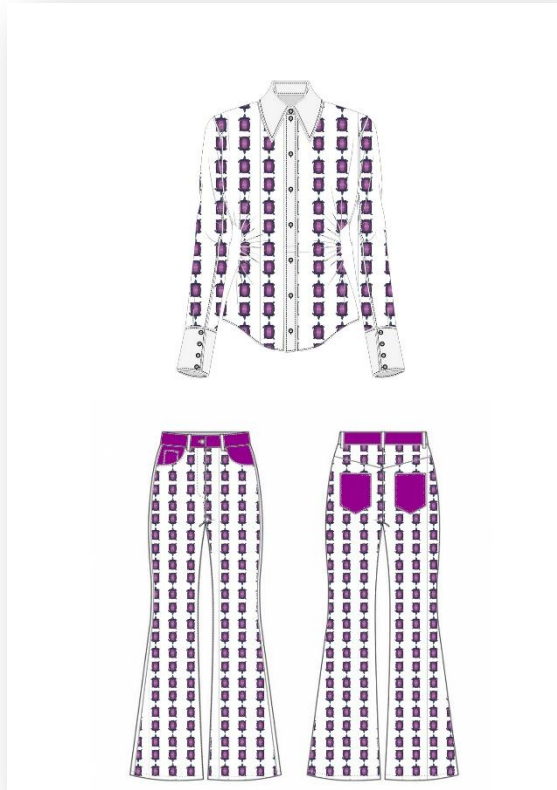


Photo-7

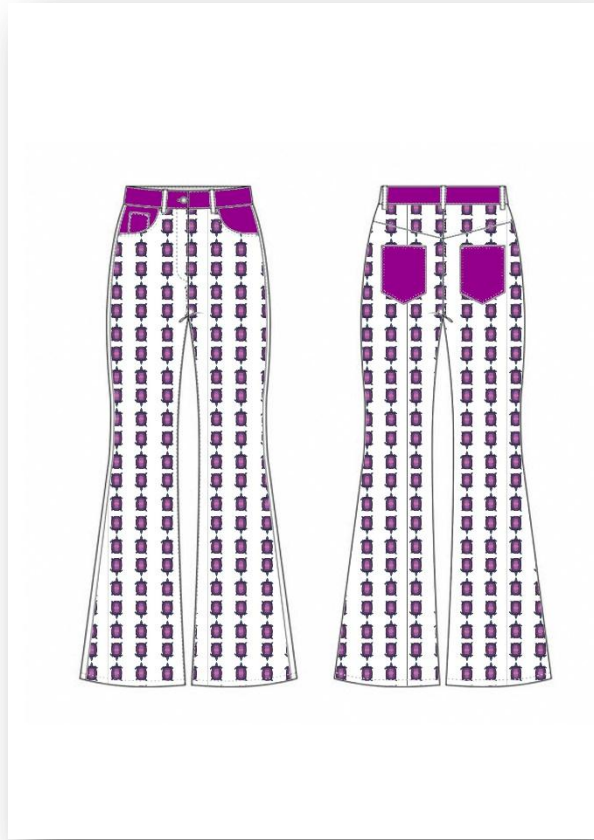


Photo-8

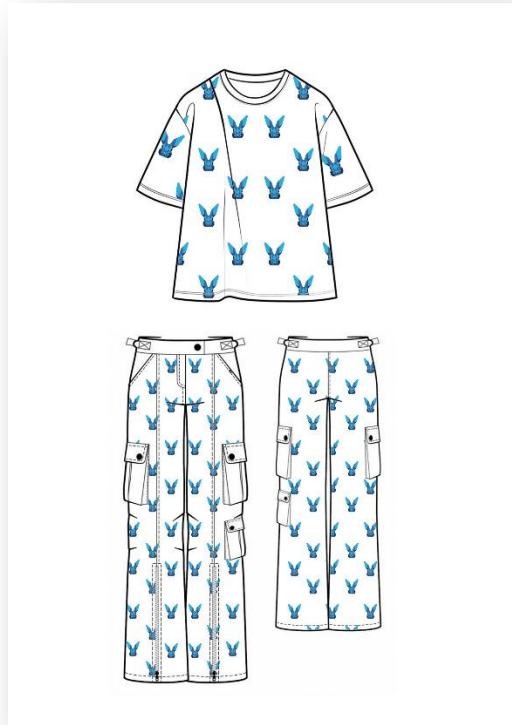


Photo-9

CONCLUSION

Internship at NAULAKHALIFESTYLE provided me with valuable insights into the creative process, design operations, and the overall dynamics of the field of fashion. Over the time of my internship, I was assigned with the duty to create motifs for the garments, and it helped me develop my creative skills. By creating over 20 motifs and including their colour variations on the theme “geometric motifs inspired by nature”, not only helped me learn to create motifs using any element around us but also to create seamless patterns that can be used to create prints for different garments. This Internship also helped me improve my digital design software skills on different software's such as Adobe illustrator, Adobe photoshop etc. I would like to thank Mr. Akshay Kumar for being such a good mentor and am grateful for this internship opportunity at NAULAKHALIFESTYLE.

BIBLIOGRAPHY

[Veemonz in Pitampura, Delhi - Best Fashion Designers For Bridal Wear in Delhi - Justdial](#)

[Veemonz | Delhi | Facebook](#)

[Veemonz, Pitampura - Lehenga - Pitampura - Weddingwire.in](#)

[Veemonz in Delhi, Delhi, India - Company Profile \(tradeindia.com\)](#)

THANK YOU